A decorative border surrounds the central text area, featuring various nautical hardware items: a pulley at the top left, a cleat at the top center, a block at the top right, a pulley on the right side, an anchor on the right side, a block on the right side, a pulley at the bottom right, a pulley at the bottom center, a pulley at the bottom left, a pulley on the left side, a pulley on the left side, and a pulley on the left side.

B. Palmer

MERRIMAN BROS
INC.
YACHT BLOCKS
DECK AND SPAR FITTINGS

A large, stylized red ink scribble, resembling a signature or a mark, is drawn over the year 1928 and extends upwards into the text area.

1928



COPYRIGHT, 1921, E. LEVICK, N. Y.

RESOLUTE

Blocks designed and made by Merriman Brothers

MERRIMAN BROTHERS

INCORPORATED

185 AMORY STREET, JAMAICA PLAIN

BOSTON, MASS.

YACHT-BLOCKS

DECK AND SPAR FITTINGS

CATALOG G

1928


FOREWORD

FOR thirty years Merriman Brothers have specialized in the design and manufacture of blocks and fittings for yachts. We hope this catalog will be found useful, but we wish to suggest that, as much of our work is made to the special requirements of each boat, it is obviously impossible to illustrate the full variety that we are prepared to furnish. We solicit inquiries for blocks and fittings of any description.

We take this occasion of thanking our customers for the favors they have shown us, and assure them that we shall aim to merit their continued confidence.

YACHT BLOCKS DECK AND SPAR FITTINGS

IN the manufacture of our yacht blocks, we use the greatest care in the design of all parts, in the selection of suitable materials, and to have our workmen turn out a reliable and finished product. This care, together with the fact that we



are constantly studying the needs of yachts, warrants our claim that we make superior blocks that contain features not found in other makes. Our trade mark for wooden yacht blocks is a trident that appears on the brass plate on each side of the block.



Any of the fittings shown on pages 8 and 9 can be furnished on Single, Double or Triple Blocks, and with or without Becket. See the following illustrations.

Front Shackle, without Becket.



Single.



Double.



Triple.

Front Shackle, with Becket.



Single.



Double.



Triple.

In ordering Yacht Blocks always state about each one:

1. Size of Block.
2. Whether Single, Double or Triple.
3. Kind of Fitting, *i.e.*, Hook, Shackle, etc.
4. Whether Becket is required or not.
5. Ash or Lignum-vitæ Shell.
6. Kind of Sheave, *i.e.*, Galvanized Iron or Composition, Plain or Roller Bushed.

And it is well to mention for what purpose the block is to be used.

STANDARD YACHT BLOCKS

Lignum-vitae or Ash, Brass Screw-Fastened Shells
Tobin Bronze Pins

Furnished with fittings shown on pages 8 to 10. The list below includes only those fittings for which there is no extra charge. See page 7 for list on special fittings.

Size Block	Size Sheave			Suitable Diam. Rope	Roller Bushed Galv'd Sheaves			Roller Bushed Bronze Sheaves		
	Diam.	Thickness	Pin		Single	Double	Triple	Single	Double	Triple
2½ in.	1⅝	⅞	⅝	⅝	\$3.00	\$5.50	\$8.25
3 "	1¾	⅞	⅝	⅝	\$3.00	\$5.35	\$8.75	3.25	5.85	9.00
3½ "	2	⅞	⅝	⅝	3.40	6.15	9.35	3.75	6.75	10.25
4 "	2¼	⅞	⅝	½	3.90	7.00	10.75	4.25	7.75	11.75
4½ "	2¾	⅞	⅝	⅝	4.60	8.25	12.50	5.00	9.00	13.75
5 "	3	⅞	⅝	⅝	5.50	10.00	15.00	6.00	11.00	16.50
6 "	3½	1	⅞	¾	6.75	12.00	18.50	7.50	13.50	20.50

Blocks with self-lubricating sheaves furnished at an additional charge.

We make yacht blocks in all sizes up to 16-inch and adapted for all purposes. Small blocks suitable for large rope and blocks designed to take wire rope only are listed on page 15. The following list is merely suggestive of common practice for blocks taking manila rope only. Prices on all blocks larger than 6-inch on application.

Size Block	Size Sheave			Suitable Diameter Rope
	Diameter	Thickness	Pin	
7 in.	4½	1	1	3
8 "	4¾	1⅛	1⅛	4
9 "	5½	1⅜	1⅜	5
10 "	6½	1½	1½	6
11 "	7½	1¾	1¾	7
12 "	8	1⅞	1⅞	8
13 "	9	2	2	9
14 "	9½	2⅛	2⅛	10

See also pages 13, 14 and 15.

EXTRAS FOR SPECIAL FITTINGS

For some fittings shown on pages 8 to 10 there is an extra charge in addition to the price of the block which is shown on page 6. Under such fittings appears the statement "Takes A (or B, etc.) Extra." This extra charge is found in the list below under the designating letter (A, B, etc.), and varies with the size of the block.

Size Block	A	B	C	D	E	F	G
2½ and 3	\$0.30	\$0.75	\$1.25	\$2.00	\$2.50	\$3.00	\$5.00
3½ and 4	.40	1.00	1.50	2.25	3.00	4.00	6.00
4½ and 5	.50	1.25	2.00	2.50	4.00	5.00	7.00
6	.60	1.50	2.50	3.00	5.00	6.00	8.00

Below is a complete list of the fittings illustrated on pages 8 to 10, showing ones for which there is no extra, and under what letter of the above list to find the extra on the ones for which there is a charge in addition to the list on the block shown on page 6.

Extra	Name of Fitting
None	Loose Side Hook, Side Sister Hook, Front Shackle, Upset Front Shackle, Lashing Eye, Eye and Thimble, Cheek Blocks, Open Snatch Blocks, and Blocks for Rope Strap.
A	Loose Front Hook, and Front Sister Hook.
B	Long Loose Hooks, Loose Swivel Hook, Coleman Hooks, Ring, Punched Eye, and Loose Bolt.
C	Leather Tongue Bridle.
D	Stiff Swivel Hook, Stiff Front Hook, Snap Shackle, Backstay Hook, Side Shackle, Upset Side Shackle, Self-locking Bridle, and Sheet Bridle.
E	Screw Eye Deck Plate, and Swivel Deck Leader.
F	Upset Swivel Shackle, Swivel Shackle, Bolt and Spectacle, and Anchor Trip Hook.
G	Swivel Jaw and Guy Eyes.



Fig. 101
Loose Side Hook
(Long Hook, B Extra)



Fig. 102
Loose Front Hook
Takes A Extra
(Long Hook, B Extra)



Fig. 103
Loose Swivel Hook
Takes B Extra



Fig. 104
Stiff Swivel Hook
Takes D Extra



Fig. 105
Stiff Front Hook
Takes D Extra



Fig. 106
Side Sister Hook



Fig. 107
Front Sister Hook
Takes A Extra



Fig. 108
Front Snap Shackle
(also made to Side)
Takes D Extra



Fig. 109
Side Backstay Hook
(also made to Front)
Takes D Extra



Fig. 110
Side Coleman Hook
Takes B Extra



Fig. 111
Front Coleman Hook
Takes B Extra



Fig. 112
Ring
Takes B Extra

Any of the fittings shown above can be furnished on Single, Double or Triple Blocks, and with or without Becket. For list on Blocks see page 6. For list on Extras see page 7.



Fig. 113
Front Shackle



Fig. 114
Upset Front Shackle



Fig. 115
Side Shackle
Takes D Extra



Fig. 116
Upset Side Shackle
Takes D Extra



Fig. 117
Upset Swivel Shackle
Takes F Extra



Fig. 118
Lashing Eye



Fig. 119
Eye and Thimble



Fig. 120
Punched Eye
Takes B Extra



Fig. 121
Loose Bolt
Takes B Extra



Fig. 122
Check Block



Fig. 123
Open Snatch Block



Fig. 124
For Rope Strap

Any of the fittings shown above can be furnished on Single, Double or Triple Blocks, and with or without Becket. For list on blocks see page 6. For list on Extras see page 7.



Fig. 125
Bolt and Spectacle
Takes F Extra
(Give size of bolt and
thickness of davit)




Fig. 126
Swivel Jaw and Guy
Eyes
Takes G Extra
(Give thickness of
davit)



Fig. 127
Anchor Trip Hook
Takes F Extra



Fig. 128
Self-Locking Bridle
Takes D Extra

The Self-Locking Bridle for peak halyard shown in Fig. 128 has no leather tongue to swell, stick or break. Just press a button and it is open; then snap it closed again.



Fig. 129
Main Sheet Bridle
Takes D Extra

The Sheet Bridle shown in Fig. 129 is for main sheet blocks, where the wire hangs close to the boom. The link allows a twisting motion so the block will accommodate itself to the lead on deck.



Fig. 131
Swivel Deck Leader
Takes E Extra

Fig. 131 shows a deck plate which swivels and allows the block to fall in all directions without touching the deck. 3 and 3½-in. blocks screw to deck. Larger blocks bolt thru deck. Used largely as a leader for main sheet.

For list on blocks see page 6. For list on extras see page 7.

ROUND BLOCKS FOR JIB SHEETS LIGNUM-VITAE OR ASH SHELLS



Fig. 132
Eye and Thimble



Fig. 133
Pair on Shackle



Fig. 134
For Rope Strap

The list covers a pair of blocks of either of above figures.

Size Block	Thickness of Sheave	Suitable Diameter Rope	Plain Bronze Sheaves	Roller Bushed Bronze Sheaves
2½ in.	7/16	5/16	\$9.00	\$10.00
3 "	1/2	3/8	10.00	11.00
3½ "	5/8	1/2	11.50	12.50
4 "	3/4	9/16	13.00	14.25
4½ "	7/8	5/8	15.00	16.50
5 "	1	3/4	18.00	20.00

Notice that the large sizes have thicker sheaves than ordinary blocks.

FIDDLE BLOCKS LIGNUM-VITAE OR ASH SHELLS



Fig. 135

Size Block	Thickness of Sheaves	Suitable Diameter Rope	Roller Bushed Bronze Sheaves
4 in.	5/8	1/2	\$11.50
5 "	3/4	5/8	16.50
6 "	1	3/4	20.50



SELF-LOCKING SNATCH BLOCKS

ASH SHELL
BRONZE SHEAVE



Fig. 136
With Swivel Hook

Fig. 136A
With Snap Shackle

Size Block	Size Sheave	Diam. Rope	Swivel Hook Fig. 136	Snap Shackle Fig. 136A
3 in.	1½ x 5⁄8 x 1⁄8	1⁄2	\$7.00	\$9.00
4 "	2 x 3⁄4 x 3⁄8	5⁄8	8.00	10.00
5 "	2½ x 1 x 3⁄8	3⁄4	9.00	12.00
6 "	3 x 1½ x 1⁄2	7⁄8	12.00	16.00
7 "	3½ x 1¾ x 1⁄2	7⁄8	Prices on application	
8 "	4½ x 1¾ x 5⁄8	1		
9 "	5 x 1¾ x 5⁄8	1 1⁄8		
10 "	5¾ x 1¾ x 3⁄4	1 1⁄4		
12 "	6¾ x 2½ x 3⁄4	1 1⁄2		




Fig. 137
Screw Eye Deck Plate

SCREW EYE DECK PLATES

Fig. 137 shows a deck plate into which the block is screwed. The block can thus be readily removed when not in use, and a flush plug screwed in place. Used largely as a leader for jib sheets. It is usual to use a small block with extra thick sheave for this purpose. The plates are sold on the list of E extras on page 7.

OUTFITS AND LARGE SIZES OF STANDARD YACHT BLOCKS.



We make blocks of all sizes and for all purposes, and make a specialty of the complete equipment of yachts with blocks, turnbuckles, cleats and other fittings. Every such outfit is put through our factory on a separate order, and receives careful personal attention, so that we may give each boat what covers its requirements best. No boat is too small to receive our careful attention, and none so large that our experience and facilities are not equal to it.

The following list shows only some of the common sizes of large blocks and is merely suggestive.

Size Block.	Size Sheave.			Suitable Diameter Rope.
	Diameter.	Thickness.	Pin.	
7 in.	4 1⁄4	1	1 1⁄2	3
8 "	4 3⁄4	1 1⁄8	1 3⁄4	3 1⁄2
9 "	5 1⁄8	1 1⁄4	2	4
10 "	6 1⁄4	1 1⁄2	2 1⁄4	5
11 "	7 1⁄4	1 3⁄4	2 3⁄4	6
12 "	8	2	3	7
13 "	9	2 1⁄8	3 1⁄4	8
14 "	9 1⁄2	2 1⁄4	3 1⁄2	9

Made in Single, Double, Triple, or Quadruple Blocks, and with any fittings or special forgings that may be required. Made with ash or lignum-vitæ shells, and with bronze, lignum-vitæ or galvanized iron sheaves, either roller or self-lubricating bushed.

For small blocks, see page 6; for Improved Yacht Blocks, pages 14 and 15.

IMPROVED YACHT BLOCKS.

Ash Shells, Special Steel Forgings, Bronze Sheaves.

"Lubrite" Self-lubricating or Roller Bushings.

Our improved Yacht Blocks are different in many particulars from any other yacht blocks. This line has been developed to meet the requirements of the finest yachts, and offers the following features:

For each size of manila rope there are three sizes of blocks offered, the size designated "regular mortise" being the one suitable for most purposes. For each size of wire rope spliced with a manila hauling end, there is a suitable size of block; and for each size of wire rope where no manila is used, there is a suitable size of block.

The strength of each block is in proportion to the rope that it is to carry, and the parts of each block are as nearly as possible of equal strength, so that there is neither weakness nor unnecessary strength in any part. Each size of block is proportioned to carry a test load without showing distress, this test load being a certain percentage of strength of the rope that the block is intended to carry.

These blocks are designed to carry the maximum diameter of sheave for a given length of shell, and have sheaves from 10% to 15% larger than standard blocks. The proportions of all blocks are alike, so that blocks made in accordance with this schedule present a uniform appearance with consistent variations in the sizes of all parts.

We use special grades of steel and bronze in these blocks, and thus eliminate weight while keeping necessary strength. Blocks made to our schedule, but of ordinary materials, would not show our test requirements.

All sizes of blocks are made with one, two, three, or four sheaves and with whatever style of shackle, hook or other fitting may be needed.

Quotations on specifications of these blocks will be made on application. We do not publish any list prices on this line.

SIZES OF IMPROVED BLOCKS.

FOR MANILA ROPE ONLY.				
Size Manila Diameter.	Length of Shell.			
	Wide Mortise.	Regular Mortise.	Narrow Mortise.	
Inches.	Inches.	Inches.	Inches.	
$\frac{5}{16}$	2	3	4	
$\frac{3}{8}$	$2\frac{1}{4}$	$3\frac{1}{2}$	$4\frac{1}{2}$	
$\frac{7}{16}$	$2\frac{3}{8}$	4	$5\frac{1}{4}$	
$\frac{1}{2}$	3	$4\frac{1}{2}$	6	
$\frac{9}{16}$	$3\frac{1}{2}$	$5\frac{1}{4}$	7	
$\frac{5}{8}$	4	6	8	
$\frac{3}{4}$	$4\frac{1}{2}$	7	9	
$1\frac{1}{8}$	$5\frac{1}{4}$	8	$10\frac{1}{2}$	
1	6	9	12	
$1\frac{1}{8}$	7	$10\frac{1}{2}$	14	
$1\frac{3}{16}$	8	12	16	

FOR WIRE SPLICED WITH MANILA.			FOR WIRE ROPE ONLY.	
Size Wire Diameter.	Size Manila Diameter.	Length of Shell.	Size Wire Diameter.	Length of Shell.
Inches.	Inches.	Inches.	Inches.	Inches.
$\frac{3}{16}$	$\frac{1}{2}$	$4\frac{1}{2}$	$\frac{3}{16}$	$3\frac{1}{2}$
$\frac{7}{32}$	$\frac{9}{16}$	$5\frac{1}{4}$	$\frac{7}{32}$	4
$\frac{1}{4}$	$\frac{3}{8}$	6	$\frac{1}{4}$	$4\frac{1}{2}$
$\frac{9}{32}$	$\frac{3}{4}$	7	$\frac{9}{32}$	$5\frac{1}{4}$
$\frac{5}{16}$	$1\frac{1}{8}$	8	$\frac{5}{16}$	6
$\frac{3}{8}$	1	9	$\frac{3}{8}$	7
$\frac{7}{16}$	$1\frac{1}{8}$	$10\frac{1}{2}$	$\frac{7}{16}$	8
$\frac{1}{2}$	$1\frac{3}{16}$	12	$\frac{1}{2}$	9
			$\frac{1}{2}$	$10\frac{1}{2}$
			$\frac{1}{2}$	12
			$\frac{1}{2}$	14
			$\frac{1}{2}$	16

BRONZE YACHT BLOCKS

Made of Special Bronze, combining great Strength and Lightness
Shells are made in One Piece, no Rivets

Plain or Roller Bushed Sheaves. Large Tobin Bronze Pins

Size Block	Size Sheave		Suitable Diameter Rope	Plain Bushed Sheaves		Roller Bushed Sheaves	
	Diameter	Thickness		Single	Double	Single	Double
*No. 0	1 1/8	7/16	5/16	\$1.30
No. 1	1 3/8	1/2	3/8	1.75	\$2.75	\$2.25	\$3.75
No. 2	1 3/4	5/8	7/16	2.25	3.50	2.75	4.50
No. 3	2 1/4	1 1/8	1/2	3.35	5.35	3.85	6.35

*No. 0 size furnished only in single blocks and only with front or side shackles.

Any of the following fittings can be furnished on Single or Double Blocks, and with or without Becket.



Fig. 150 BECKET

In ordering Blocks always state whether they are wanted with or without Becket.



Fig. 151 Front Shackle



Fig. 152 Side Shackle



Fig. 153 Upset Front Shackle



Fig. 154 Upset Side Shackle

SELF-LOCKING BRIDLE

No leather tongue to swell, stick or break; no threading the needle act; just press a button and bridle opens, then snaps closed again. This bridle will be appreciated by every yachtsman who has ever put on a sail cover.

Add to price of block on page 16.

No. 1 and No. 2, \$1.75; No. 3, \$2.00.



Fig. 155

FRONT SNAP SHACKLE

(Can be made to side)

This snap shackle takes the place of the Coleman Hook heretofore used. It is quicker and stronger, and has no leather tongue to swell, stick or break.

Add to price of block on page 16.

No. 1, \$1.75; No. 2 and No. 3, \$2.00.



Fig. 156

SIDE HOOK

(Can be made to front)

Our hooks are carefully designed to give maximum strength. Hooks, however, are not as reliable as shackles. We recommend that shackles be used wherever possible.

Swivel Hooks can be furnished on No. 2 and No. 3 sizes. For Swivel hooks, add to price of block on page 16.

No. 2, \$2.00; No. 3, \$2.50.



Fig. 157



Fig. 157

SWIVEL DECK PLATE FOR SHEET LEADER

Block cannot foul or touch the deck.

Add to price of block on page 16.

No. 1 and No. 2 \$1.75; No. 3 \$2.25.



Fig. 158

LINK DECK PLATE

Block does not swivel, but can fall in any direction without touching the deck.

Add to price of block on page 16.

No. 1 or No. 2 50c.; No. 3 75c.

Fig. 159
Single or Double

HALYARD DECK PLATE

Block can fall fore and aft only, and cannot touch the deck.

Add to price of block on page 16.

No. 1 or No. 2 50c.; No. 3 75c.

Fig. 160
Single or Double

MAST BRACKET FOR HALYARD LEADER

This is designed to be fastened to the mast at such a height that the halyards will lead fairly across the house. (Specify diameter of mast.)

Add to price of block on page 16.

No. 1 or No. 2 \$1.00; No. 3 \$1.25.

Fig. 161
Single or Double

BRONZE CHEEK BLOCKS

For screwing to deck or spars

Use price list on page 16.

BRONZE BULLET BLOCKS

For Jib Sheets, Lazy Jacks and Leaders



Fig. 162

Size	Size Rope	With Eye to Splice into Fig. 162	With Eye Strap for Leaders Fig. 164	With snap Shackle for Jib Sheets Fig. 163
No. 1	9 or 12 thrd.	Each \$0.75	Each \$1.00	Per Pair \$4.00
" 2	12 " 15 "	1.00	1.30	4.50
" 3	1 1/8 " 1/2 in. dia.	1.25	1.75	5.50



Fig. 163

The Snap Shackle shown in Fig. 163 takes the place of the Coleman Hook heretofore used for this purpose. It is quicker and stronger, and has no leather tongue to swell, stick or break.

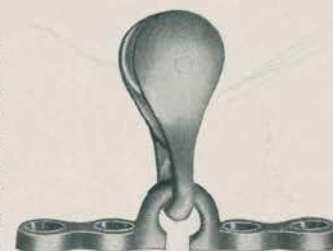


Fig. 164

BRONZE SPLICE BLOCKS

These Blocks are designed for splicing a rope directly into the head of the block. They are used largely for jib sheets and lazy jacks and are similar to the Bullet Blocks shown in Figure No. 162, but have larger diameter sheaves.



Fig. 165A

Size	Sheave Diam.	Suitable Rope	Price
0	1 1/8 in.	3/8 in.	\$1.10
1	1 3/8 "	3/4 "	1.40
2	1 3/4 "	7/8 "	1.75
3	2 1/4 "	1 1/2 "	2.75

OPEN SHELL BRONZE BLOCKS

Fig. 166
Front Shackle

These blocks are designed particularly for small racing boats and are the limit in lightness and strength. They are used extensively on one-design Boats, and the R, Q and P Classes. The larger sizes can be made with sheaves for wire rope and are often used for runner and boomlift blocks on larger boats.



Becket

Fig. 167
Side Shackle
and Becket

These blocks are furnished in singles and doubles, with fittings listed below, and with or without becket. The becket shown in Fig. 167 can be furnished on Fig. 166 or with any other fitting.

Size	Size Sheave		Suitable Size of Rope	Approximate Weight of Single Block	Single	Double
	Diameter	Thickness				
No. 0	1 1/8	7/16	6 or 9 th'd	3 1/2 oz.	\$1.30	\$2.10
" 1	1 3/8	1/2	9 or 12 "	4 1/2 "	1.75	2.75
" 2	1 3/4	5/8	15 th'd	7 1/2 "	2.25	3.50
" 3	2 1/4	1 1/16	1 1/8 or 1 1/2 in.	14 "	3.35	5.35
" 4	2 3/4	1 3/16	1 1/2 or 1 3/8 "	21 "	4.50	7.25

These blocks are furnished with the following fittings only:

Eye for splicing wire rope into head of block.

Front Shackle, Fig. 166.

Side Shackle, Fig. 167.

Bridle Attachment, like Fig. 154, No. 1 and 2 sizes, \$1.75; No. 3 size, \$2.00; No. 4 size, \$2.50.

Deck Plate, like Fig. 159; No. 0, 1 and 2 sizes, 75c.; No. 3 and 4 sizes, \$1.00.

Snap Shackle, like Fig. 155, No. 1 size, \$1.75; No. 2 and 3 sizes, \$2.00; No. 4 size \$2.50.

In ordering these blocks, specify Size, whether Single or Double, kind of Fitting, and whether with or without Becket.

CENTERBOARD BLOCKS



Fig. 168A

Size	Wire	Diam. Sheave	Plain	Polished
1	1/4 and 5/8 in.	2 1/2 in.	\$4.00	\$5.25
2	3/8 and 1/2 "	3 1/2 "	5.00	6.50

BRONZE BLOCKS FOR WIRE TILLER ROPES

Fig. 169
UprightFig. 170
SideFig. 171
Adjustable

FIG. 169, 170 or 171

Size	Wire	Diam. Sheave	Plain	Polished
No. 1	1/4 in.	2 1/4 in.	\$1.50	\$2.15
" 2	3/8 "	3 "	2.25	3.00
" 3	1/2 "	4 "	3.75	5.00

Bronze sheaves for wire rope as shown in blocks above can be furnished separately when so wanted.

BRONZE SHACKLES



Fig. 172

As used on our bronze blocks. The strongest bronze shackles made.

Size	Plain	Polished
$\frac{3}{16}$ in.	\$0.30	\$0.45
$\frac{1}{4}$ "	.35	.50
$\frac{5}{16}$ "	.45	.60
$\frac{3}{8}$ "	.55	.75
$\frac{7}{16}$ "	.70	.90
$\frac{1}{2}$ "	.85	1.15

SELF-LOCKING BRIDLES



Fig. 173

Size	Suitable Size Block	Plain	Polished
1	2½ inch	\$1.10	\$1.50
2	3 "	1.25	1.75
2½	3½ or 4 "	1.50	2.00
3	4½ or 5 "	2.25	2.85
4	6 "	2.75	3.40

BRONZE SNAP SHACKLES

Fig. 174
Stiff EyeFig. 175
Swivel Eye

For Balloon Jib and Spinnaker Halyards, Blocks and everywhere that a strong, quick snap is required. They are as strong as a shackle and as quick as a hook.

Size	Suitable Diameter Rope	Suitable Size Block	Stiff Eye Fig. 174		Swivel Eye Fig. 175	
			Plain	Polished	Plain	Polished
1	$\frac{3}{8}$ inch	2½ or 3 inch	\$1.25	\$1.75	\$2.25	\$2.75
2	$\frac{1}{2}$ "	3½ " 4 "	1.50	2.00	3.00	3.50
3	$\frac{5}{8}$ "	4½ " 5 "	2.00	2.50	3.50	4.00
4	$\frac{3}{4}$ "	6 "	3.50	4.25	6.00	6.75
5	$\frac{7}{8}$ "	7 "	6.00	7.00	9.00	10.00

ROPE GRAB



Fig. 212A

Will grip a rope at any point.

Will not slip on any size of rope within its capacity.

May be furnished in connection with blocks, or any block may be hooked into the eye.

Size	Rope Capacity	Each
1	$\frac{3}{8}$ to $\frac{1}{2}$ diam.	\$4.25
2	$\frac{5}{8}$ to $\frac{3}{4}$ "	6.50

JIB SNAP HOOKS

"INTO" PATTERN

This is a quick, strong snap that brings the sail close to the stay. It cannot foul other sails or ropes. Made entirely of bronze.



Fig. 213

Size	Size Stay	Size Opening	Each
0	$\frac{1}{8}$ in.	$\frac{1}{4}$ in.	\$0.65
1	$\frac{1}{4}$ "	$\frac{3}{8}$ "	.70
2	$\frac{3}{8}$ "	$\frac{1}{2}$ "	.80
3	$\frac{1}{2}$ "	$\frac{5}{8}$ "	.95
4	$\frac{5}{8}$ "	$\frac{3}{4}$ "	1.10

OPEN CENTER BRONZE TURNBUCKLES



Fig. 211

The screws of these turnbuckles are made of Specially Treated Tobin Bronze and have S.A.E. Threads. This makes the strongest possible bronze turnbuckle and the strength compares favorably with that of steel turnbuckles. Moreover, bronze turnbuckles are so little affected by corrosion that they maintain their strength, and the threads will operate year after year, whereas steel turnbuckles lose strength by rusting, and frequently after only one season the threads are rusted solid. The smaller sizes are particularly adapted for use with aircraft wire. The opening of the upper jaw is suitable to take a wire rope thimble, and of the lower jaw to take a chainplate.

Size	Suitable Wire Rope	Length Closed	Length Extended	Price Polished	Approx. Strength
1/4 in.	1/8 air	7 1/2 in.	11 1/2 in.	\$3.00	2,300 lbs.
5/16 "	5/32 "	8 1/4 "	12 1/4 "	3.25	3,600 "
3/8 "	1/4 plow	9 "	13 "	3.50	5,600 "
7/16 "	9/32 "	9 3/4 "	13 3/4 "	4.00	7,500 "
1/2 "	5/16 "	10 "	14 1/2 "	5.00	10,500 "
5/8 "	3/8 or 7/16	12 3/4 "	18 3/4 "	7.00	17,000 "
3/4 "	1/2 or 9/16	15 1/4 "	22 1/4 "	10.00	25,000 "
7/8 "	5/8 or 1 1/16	18 "	26 "	14.00	34,000 "
1 "	3/4	18 1/2 "	26 1/2 "	20.00	45,000 "

SCREW CENTER BRONZE TURNBUCKLES



Fig. 176

These turnbuckles are made with Tobin Bronze centers and special bronze ends. The opening of the upper jaw is suitable to take a wire rope thimble, and of the lower jaw to take a chain plate. This design has been popular for many years, but we now recommend our Fig. 211, as it is both stronger and more reliable.

Size	Suitable Diameter Wire Rope	Length between Pins Closed	Length between Pins Extended	Price Polished Each
3/8 in.	3/16 in.	7 1/4 in.	10 3/4 in.	\$3.00
7/16 "	1/4 "	7 3/4 "	11 1/4 "	3.50
1/2 "	5/16 "	8 1/4 "	11 3/4 "	4.00
5/8 "	3/8 "	10 1/2 "	15 "	5.00
3/4 "	1/2 "	11 1/4 "	15 3/4 "	7.00
7/8 "	5/8 "	12 "	17 "	10.00

SOLID BRONZE THIMBLES

These solid thimbles will not collapse under heavy strain as open thimbles are likely to do. They fit our turnbuckle jaws and give a bearing on the pin the full width between the jaws.



Fig. 177

Diameter Wire	Size Turnbuckle	Price
1/8 in.	1/4 in.	\$.25
5/32 "	5/16 "	.30
3/16 or 1/4 "	3/8 "	.35
1/4 or 5/16 "	1/2 "	.40
5/16 "	5/8 "	.45
3/8 or 7/16 "	3/4 "	.50
1/2 or 9/16 "	7/8 "	.75
5/8 or 1 1/16 "	1 "	1.15
3/4 "		1.50

BOAT DAVITS

We make davits with eye for hook of block, with horizontal hole like Fig. 185, with vertical hole like Fig. 186, and with two or three sheaves.

In ordering davits, state:

Diameter.

Whether solid or pipe.

Dimensions shown in Fig. 185.

Style and dimensions of head.

Style and dimensions of base or socket.

We make davits to order only; send drawing with full details.

ANCHOR DAVITS

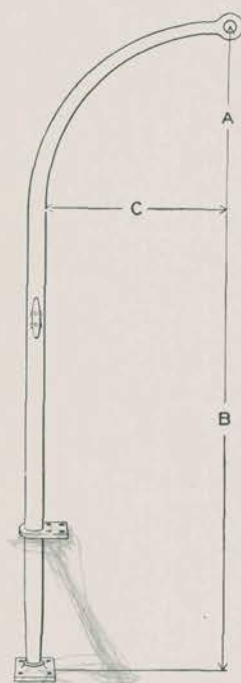


Fig. 185 with horizontal hole for bolt of Fig. 188



Fig. 188



Fig. 189



Fig. 186 with vertical hole for bolt of Fig. 187



Fig. 187



Fig. 190, with vertical hole for Fig. 187 or Fig. 189

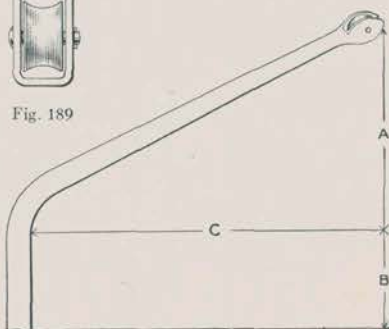


Fig. 191, with one sheave

We make a special socket for anchor davits that holds the davit in any desired position and allows a change of position without lifting the davit out of the socket.

HOLLOW BRONZE CLEATS



Fig. 192

These cleats are made of better metal and are much heavier than those commonly offered. The bases are heavy and are drilled for large screws.

Length Inches	Polished Each
*4	\$1.00
*5	1.25
*6	1.50
7	1.75
8	2.00
9	2.50
10	3.25
12	4.50
14	6.50
16	8.50
18	12.00

*These sizes are solid.

JAM CLEATS



Fig. 193

Length	Size Rope	Polished Each
3½ in.	5/16 in.	\$2.25
4 "	3/8 "	2.75
6 "	1/2 "	3.50

BRONZE WINCHES



Fig. 210

These winches are made with a double ratchet so that the handle can be used with a pump motion. The handle is readily removable, but cannot accidentally drop out of its socket. They are strong, positive, and the construction so simple that it is not likely to get out of order. The three sizes cover the needs of all boats from the Star to the P Classes. The power ratio is 8 to 1, but an iron bar may be used in place of the bronze handle if greater power is desired.

Size	Drum Diameter	Rope Diameter	Price
1	1 3/4 in.	3/8 in.	\$15.00
2	2 1/4 "	1/2 "	20.00
3	3 "	5/8 "	30.00

GEARED WINCHES



Fig. 210A

These winches are made of bronze thruout. They are powerful, well-made and reliable. Size 5 has external gearing, completely housed. Sizes 6 and 7 have internal gearing as shown in Fig. 210A.

Size	Diam. Drum	Height Drum	Suitable Rope	Price
5	2 1/2 in.	4 1/4 in.	1/2 in.	\$35.00
6	3 "	5 3/4 "	5/8 "	60.00
7	4 "	7 "	3/4 "	75.00

SAIL SLIDES AND TRACK



Fig. 214



Fig. 214A

Fig. 215
Screw PatternFig. 216
Link Pattern

The slides and track shown in Figs. 214 and 214A are made of non-corrosive nickel-silver metal. Fig. 214 can also be furnished with a small thimble in the eye, to which the sail is sewed. This is an advantage on the hoist of a sail, as it gives greater flexibility, and prevents cutting the thread.

The slides shown in Figs. 215 and 216 are made of bronze. Fig. 215 is commonly used on the foot of a sail, and Fig. 216 on the hoist.

The flat track is bronze, and is matched at the ends and drilled for screws.

Size Track	Track per Foot	Slides each Fig. 214	Slides each Fig. 215	Slides each Fig. 216
*5/8 in. Fig. 214	\$0.20	\$0.10
7/8 " " "	.25	.15	\$0.50
1 " " "	.35	.25	.60
1 1/4 " " "	.4580	\$0.70
1 1/2 " " "	.70	1.10	1.00
1 x 1/8 in. flat bronze	.4060	.55
1 1/4 x 1/8 " " "	.5080	.70
1 1/2 x 1/8 " " "	.80	1.10	1.00
2 x 1/4 " " "	1.25	1.75	1.50

*Actual width 1 1/8 in.

†Actual width 1 3/8 in.

CLEW OUTHAUL SLIDE BLOCKS



Fig. 197

Size	Area of Sail	Size Track	Price
1	125 sq. ft.	$\frac{5}{8}$ rolled	\$2.50
2	300 " "	$\frac{3}{4}$ solid	3.25
3	500 " "	$\frac{7}{8}$ "	7.00
4	800 " "	1 "	9.00
5	1,200 " "	$1\frac{1}{4}$ "	12.50

Price includes short piece of track as shown in cut. Sizes 1 and 2 have groove for wire instead of sheave. We make larger sizes suitable for any size of sail.

GAFF SADDLES

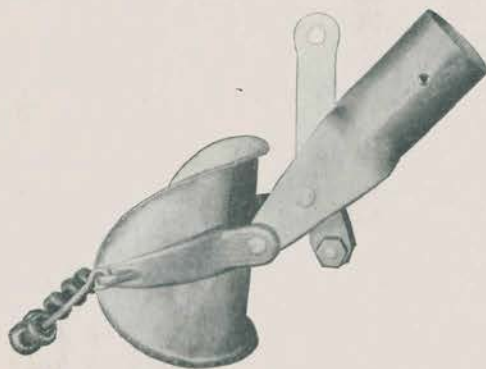


Fig. 198

We make the saddles to fit any size of mast. Be sure to give mast diameter when ordering. Price does not include lining the saddle with leather. The socket is bronze and the saddle galvanized iron.

Diam. Gaff at Inboard End	Price
$2\frac{1}{2}$ in.	\$20.00
$2\frac{3}{4}$ "	27.00
$3\frac{1}{4}$ "	35.00
$3\frac{3}{4}$ "	42.00
4 "	50.00
$4\frac{3}{4}$ "	65.00
$5\frac{1}{4}$ "	80.00

BRONZE GOOSENECKS

Fig. 199A
With plate for mastFig. 199B
With One Mast BandFig. 199C
With Two Mast Bands

Goose-necks for booms from $1\frac{3}{4}$ to $2\frac{1}{4}$ inch diameter have boom straps as shown in Figs. 199A and 199B. Goose-necks for booms $2\frac{3}{4}$ inch diameter and larger have socket as shown in Fig. 199C. Mast bands can be furnished with belaying pins when required. Goose-necks with two bands can be furnished with the bands wide apart and a long bolt on which the boom fitting can slide up and down.

Mast Diam.	Boom End Diam.	Plate Style	One Band Style	Two Band Style
3 to $3\frac{3}{4}$ in.	$1\frac{3}{4}$ in.	\$5.00	\$7.50	\$12.00
4 to $4\frac{3}{4}$ "	2 "	6.00	9.00	15.00
5 to $5\frac{3}{4}$ "	$2\frac{1}{4}$ "	12.00	18.00
	$2\frac{3}{4}$ "	22.00
To	$3\frac{1}{2}$ "	27.50
Suit	4 "	35.00
	5 "	50.00
Requirements	$5\frac{1}{2}$ "	60.00
	$6\frac{1}{4}$ "	75.00

$2150.00 - 7 + 13 = 2156$



Fig. 202



Fig. 203



Fig. 205



Fig. 206



Fig. 207

FAIRLEADERS

Size	Opening	Polished Each
1	1/2 in.	\$0.35
2	5/8 "	.45
3	1 1/8 "	.55
4	1 5/8 "	.75

EYE STRAPS

Size	Diam.	Plain Each	Polished Each
0	3/16 in.	\$0.20	\$0.30
1	1/4 "	.25	.40
2	5/16 "	.30	.50
3	3/8 "	.40	.60
4	7/16 "	.50	.75

SHOULDER CLEATS

Diam. Spar	Each
2 1/2 in.	\$0.35
3 "	.40
4 "	.50
5 "	.60
6 "	.75
7 "	1.00
8 "	1.25

We have
patterns for
larger sizes.


CROTCH HOOKS

Size	Length	2 Hooks with Plates
1	3 1/4 in.	\$2.00
2	4 3/4 "	3.00
3	6 "	4.00

DECK HOOKS

Size	Diam. Bolt	Suitable Rope	Each
1	1/2 in.	3/8 or 7/16 in.	\$1.50
2	5/8 "	1/2 or 9/16 "	2.50
3	3/4 "	5/8 or 3/4 "	3.50
4	7/8 "	3/4 or 1 "	6.00

TRAVELERS

Fig. 195
With Plates to Screw to DeckFig. 195A
To Bolt through Deck

Made in bronze or galvanized steel; all sizes and lengths to suit requirements; with plates to screw to deck or bolts to go through deck.

SPREADERS



Fig. 196

Made in bronze or galvanized steel, solid or hollow.

MISCELLANEOUS FITTINGS

We have patterns for many fittings not shown in this catalog. Send us details of your requirements.

Fig. 200
Curved Base Eye PlatesFig. 201
Flat Base Eye PlatesFig. 204
Boom Bridle FittingFig. 208
Jib Club Fitting

\$10.00

ANCHORS




Fig. 220

These anchors are designed in accordance with the ideas and experience of the leading naval architects. This type has been proved to have the best holding power for all kinds of bottom, and it is the custom of designers and experienced yachtsmen to allow at least 10 per cent less weight in these anchors than they estimate would be required in an anchor of the ordinary commercial type. The illustration shows the two-piece or folding stock anchor. We also make this anchor in the three-piece type, which allows all three members to be taken apart for convenient stowage.

Made in weights from 20 to 300 pounds.

Anchors	under 40 lbs.,	65 cents	per lb.
"	40 to 70 lbs.,	60 cents	" "
"	75 to 190 lbs.,	55 cents	" "
"	200 to 300 lbs.,	50 cents	" "

GANGWAY LADDER FITTINGS

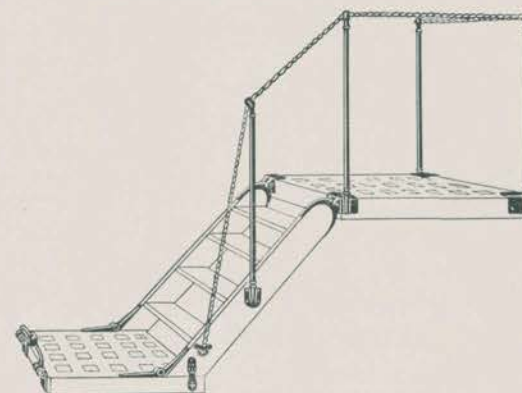


Fig. 222

Each set comprises all hinges, corners, sockets, stanchions, etc. required. All parts are polished brass. Drawing showing complete set of parts will be furnished.

Size	Suitable Size Platform	Price
1	22 x 24 in.	\$110.00
2	24 x 26 "	130.00



Fig. 224

ENGINE CLUTCH CONTROL

This control is used largely in the cockpits of auxiliaries. The lever may be readily withdrawn from its socket and a flush plate put in place. All parts are bronze.

Each \$12.00

